



American English



Shared by ThayTro.Net

# Family and Friends

Grade  
**1**

Special Edition

Workbook



Naomi Simmons

OXFORD

## ACKNOWLEDGEMENTS

Oxford University Press would like to acknowledge the advice and collaboration of Ho Chi Minh City Department of Education and Training and Vietnam Education Publishing House. Without their support, the *Family and Friends* Special Edition project would not have been possible.

### VIETNAM PROJECT TEAM

- Meritorious Teacher Ngo Tran Ai, Senior Adviser to the Management Board, Chief of New Textbook Development Board, Vietnam Education Publishing House
- Mr. Le Hong Son, Director, Ho Chi Minh City Department of Education and Training
- Mr. Mac Van Thien, Chairman of the Management Board, Vietnam Education Publishing House
- Prof. Dr. Vu Van Hung, General Director and Editor in Chief, Vietnam Education Publishing House

### EDITORIAL ADVISORY BOARD

- Mr. Nguyen Van Hieu, Vice Director, Ho Chi Minh City Department of Education and Training
- Mr. Xa Thieu Hoang, General Director, Phuong Nam Education Development and Investment Company
- Dr. Tran Thi Kim Nhung, Director, Gia Dinh Education Publishing Service Joint Stock Company

### WITH THE CONSULTANCY OF:

- Mr. Nguyen Quang Vinh, Head of Primary Education Division, Ho Chi Minh City Department of Education and Training
- Mr. Hoang Truong Giang, Vice Head of Primary Education Division, Ho Chi Minh City Department of Education and Training
- Mr. Pham Tri Thien, English Specialist of Primary Education Division, Ho Chi Minh City Department of Education and Training
- Mr. Chung The Quang, Vice Director, Educational Materials Joint Stock Company
- Ms. Ngo Ha Quynh Tram, English Specialist, Tan Binh Education Division
- Ms. Nguyen Thi Anh Thao, English Teacher, Nguyen Van Huong Primary School, Ho Chi Minh City
- Editorial Board of Vietnam Education Publishing House



American English

# Family and Friends

Grade

1

Special Edition

Workbook



Naomi Simmons

Ho Chi Minh City Department of Education and Training  
Vietnam Education Publishing House

OXFORD

**OXFORD**  
UNIVERSITY PRESS

Great Clarendon Street, Oxford, OX2 6DP, United Kingdom  
Oxford University Press is a department of the University of Oxford.  
It furthers the University's objective of excellence in research, scholarship,  
and education by publishing worldwide. Oxford is a registered trade  
mark of Oxford University Press in the UK and in certain other countries

© Oxford University Press 2015

With the support of Vietnam Education Publishing House and  
Ho Chi Minh City Department of Education and Training

The moral rights of the author have been asserted

First published in 2015  
2019 2018 2017 2016 2015  
10 9 8 7 6 5 4 3 2 1

All rights reserved. No part of this publication may be reproduced, stored  
in a retrieval system, or transmitted, in any form or by any means, without  
the prior permission in writing of Oxford University Press, or as expressly  
permitted by law, by licence or under terms agreed with the appropriate  
reprographics rights organization. Enquiries concerning reproduction outside  
the scope of the above should be sent to the ELT Rights Department, Oxford  
University Press, at the address above

You must not circulate this work in any other form and you must impose this  
same condition on any acquirer

Links to third party websites are provided by Oxford in good faith and for  
information only. Oxford disclaims any responsibility for the materials  
contained in any third party website referenced in this work

#### Photocopying

The Publisher grants permission for the photocopying of those pages marked  
'photocopiable' according to the following conditions. Individual purchasers  
may make copies for their own use or for use by classes that they teach.  
School purchasers may make copies for use by staff and students, but this  
permission does not extend to additional schools or branches

Under no circumstances may any part of this book be photocopied for resale

ISBN: 978 0 19 480169 0

Printed in China

This book is printed on paper from certified and well-managed sources.

All rights of distribution in Vietnam reserved by Vietnam Education  
Publishing House

#### ACKNOWLEDGEMENTS

Cover illustration by: Christos Skaltsas


Main character illustrations by: Christos Skaltsas: pp. Title page, 3, 4, 5, 9, 10, 15,  
22, 27, 30, 31, 35, 48, 54, 55, 61.

Other illustrations by: Simon Clare Creative Workshop Ltd.: pp. 6, 8 (Ex. 1), 12,  
14, 18, 20, 24 (Ex. 1), 26, 32, 34, 38 (Ex. 1), 40, 44, 46, 52, 54, 58, 60, 64 (Ex. 1),  
66; Amanda Enright/Advocate: pp. 8 (Ex. 3), 24 (Ex. 3), 36, 38 (Ex. 3), 41, 50,  
62 (plums), 64 (Ex. 3), 67 (plums); Barbara Bongini/The Organisation: pp. 11,  
17, 21, 23, 28, 29, 37, 43, 47, 49, 51, 57, 63, 67 (raisins, cake, chips, apples,  
milkshakes), 68, 69; Lisa Smith/Sylvie Poggio: pp. 13, 19, 25, 33, 45, 59; Andy  
Hamilton: pp. 16, 42 (hippo, tiger, crocodile), 56, 62 (raisins, chips, cake,  
milkshakes); Bethan Matthews/Sylvie Poggio: p. 42 (bird, bear).



# Contents

<b>Starter</b>	<b>Hello!</b>	<b>4</b>
<b>Unit 1</b>	<b>What color is it?</b>	<b>10</b>
<b>Unit 2</b>	<b>What's this?</b>	<b>16</b>
<b>Unit 3</b>	<b>Is it a plane?</b>	<b>22</b>
<b>Review 1</b>		<b>28</b>
<b>Unit 4</b>	<b>This is my mom!</b>	<b>30</b>
<b>Unit 5</b>	<b>He's happy!</b>	<b>36</b>
<b>Unit 6</b>	<b>They're bears!</b>	<b>42</b>
<b>Review 2</b>		<b>48</b>
<b>Unit 7</b>	<b>Are they teachers?</b>	<b>50</b>
<b>Unit 8</b>	<b>I have a shirt!</b>	<b>56</b>
<b>Unit 9</b>	<b>I like plums!</b>	<b>62</b>
<b>Review 3</b>		<b>68</b>
<b>Handwriting</b>		<b>70</b>






# Starter Hello!



Shared by ThayTro.Net

## Lesson One Words

### 1 Look and trace.




### 2 Point and say.


Hello, Tim.

## 1 Look and match.


1




a




2




b



3



c





## 2 Point and say.

What's your name?


I'm Rosy.



1 Trace.




2 Trace and write the letter Aa.



3 Trace the letter on the words.



Annie



apple

4 Find and color the letter Aa.

Aa

Bb

Cc

Dd

Ee

Ff

Gg

Hh

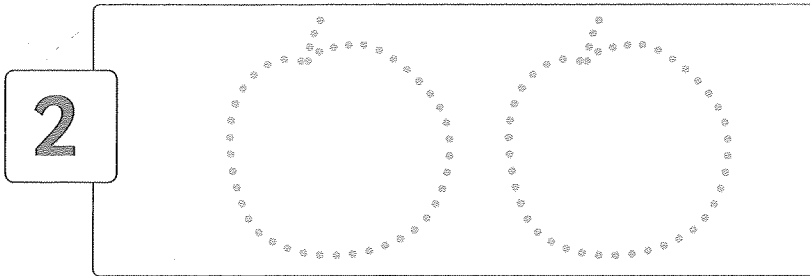
Ii

## 1 Trace and write the number.




## 2 Look at the number in the box and draw.


1



2



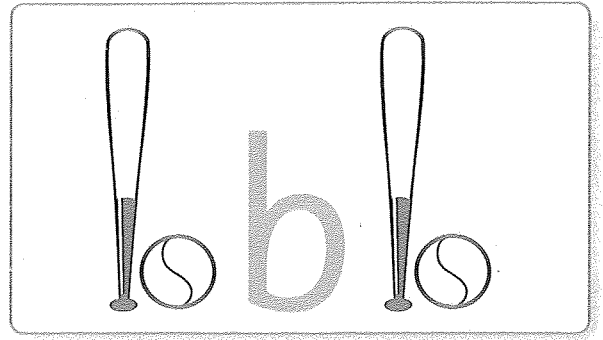
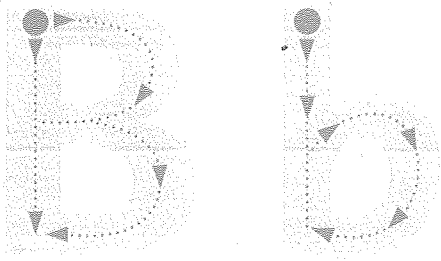
3



## 3 Color the numbers 1 and 2.



## 1 Trace.



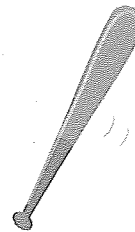
## 2 Trace and write the letter Bb.



## 3 Trace the letter on the words.



boy



bat


## 4 Find and color the letter Bb.

Aa Bb Cc Dd Ee

Ff Gg Hh Ii



1 Listen. Finish the picture. Trace. 01



2 Point and say.

I'm Billy.



Goodbye.

# 1

# What color is it?

## Lesson One Words

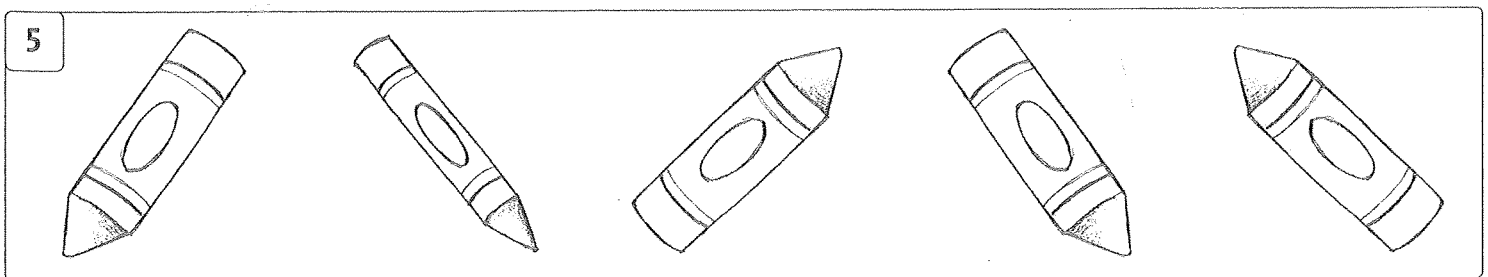

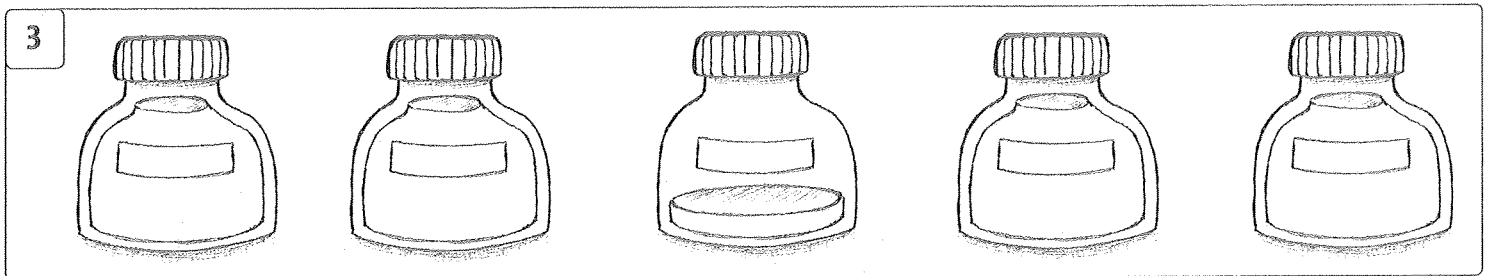
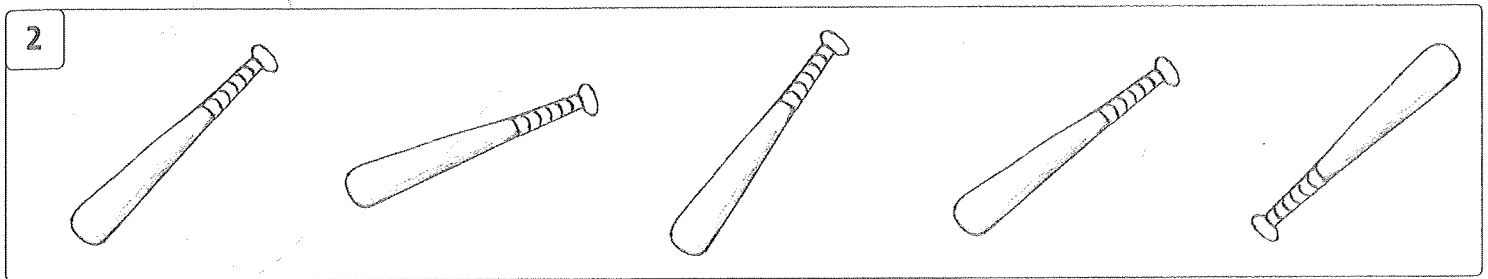
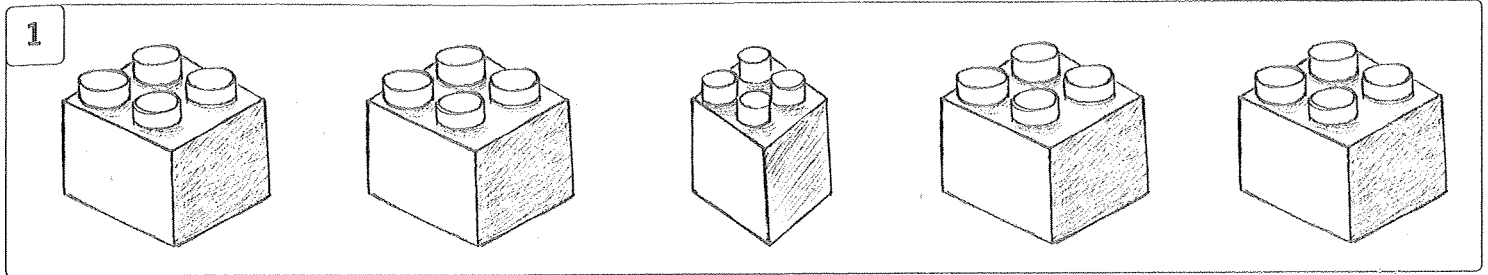
### 1 Trace and color.



### 2 Point and say.

red

# 1 Color the odd-one-out.





## 2 Point and say.

What color is it?

It's ...




1 Trace.



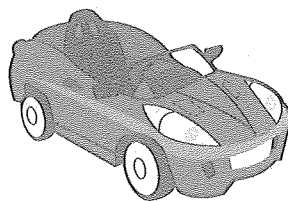
2 Trace and write the letter Cc.



3 Trace the letter on the words.



cat




car



4 Find and color the letter Cc.

Aa Bb Cc Dd Ee  
Ff Gg Hh Ii

1 Trace and write the number.





2 Count and write the number.




3 Color the numbers 3 and 4.




1 Trace.




2 Trace and write the letter Dd.



3 Trace the letter on the words.



dog



duck

4 Find and color the letter Dd.

Aa Bb Cc Dd Ee

Ff Gg Hh Ii



1 Listen. Look at the pictures and color the numbers. 02



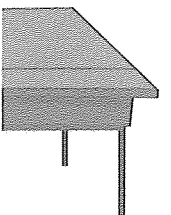
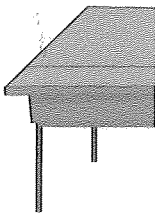
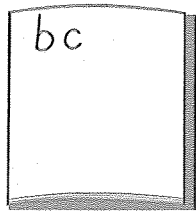
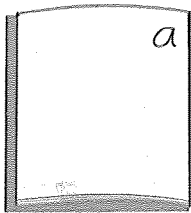

2 Point and say.

What color is it?

It's ...

## Lesson One Words

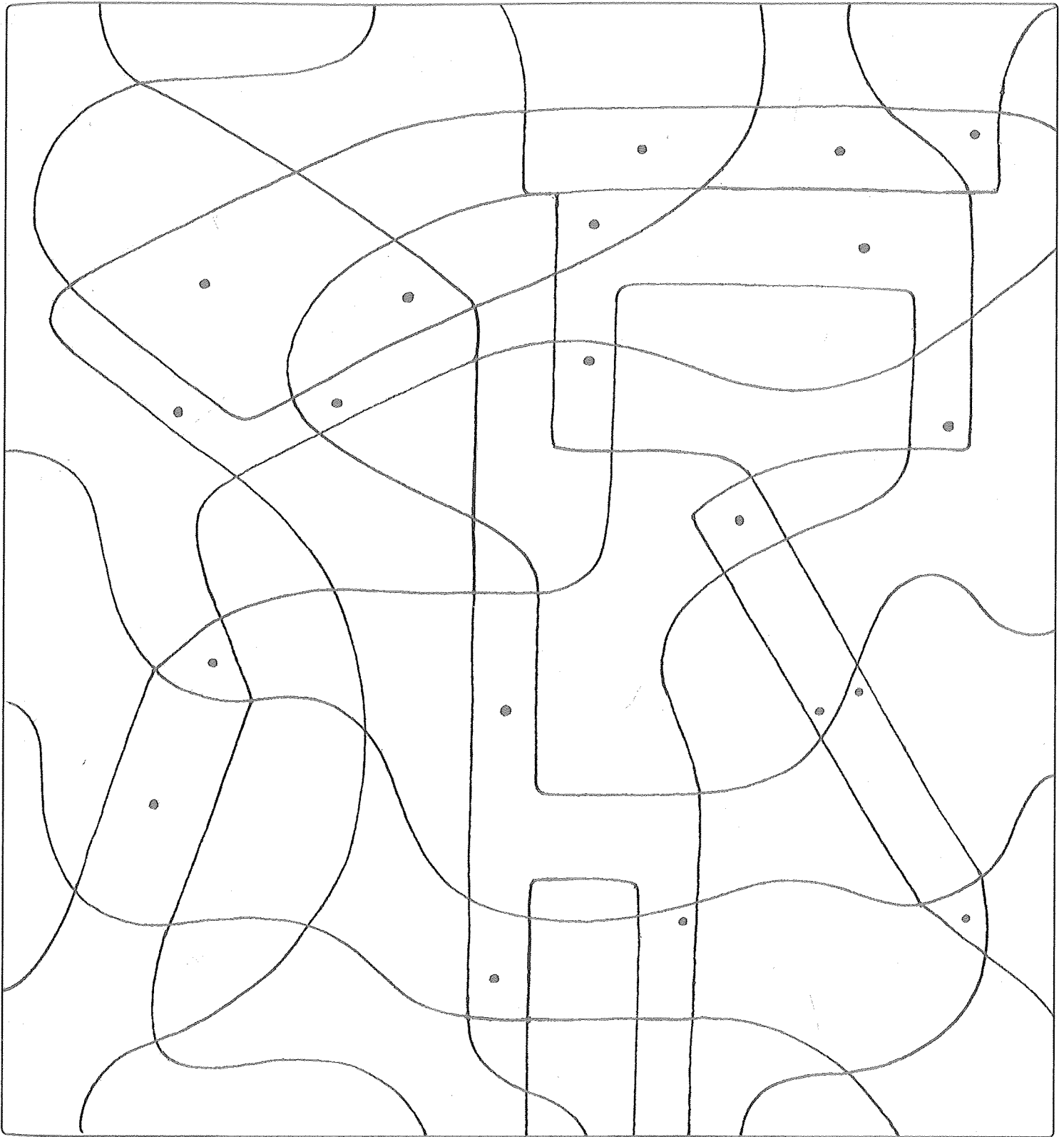
## 1 Look and trace.



## 2 Point and say.

pencil

1 Color the shapes with a dot.


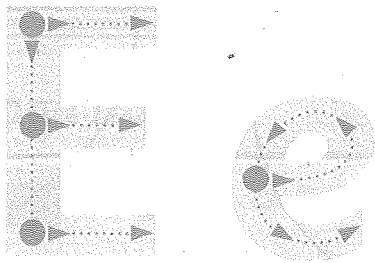


2 Point and say.


What's this?

It's a chair.


1 Trace.



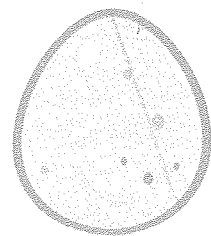
2 Trace and write the letter *Ee*.



3 Trace the letter on the words.



Ellie  
elephant




egg



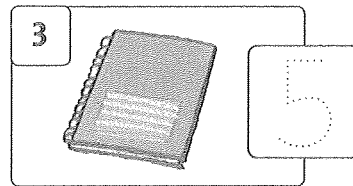
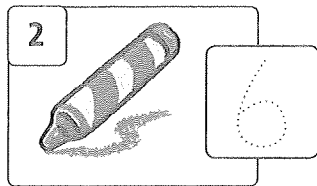
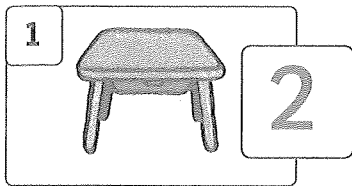
4 Find and color the letter *Ee*.

Aa Bb Cc Dd Ee  
Ff Gg Hh Ii

1 Trace and write the number.



2 Count and write the number. Listen and check your answers. 03


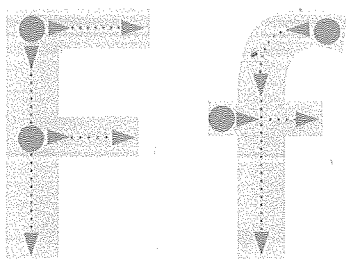


3 Color the numbers 5 and 6.







1 Trace.




2 Trace and write the letter Ff.



3 Trace the letter on the words.



fish



farm


4 Find and color the letter Ff.

Aa Bb Cc Dd Ee


Ff Gg Hh Ii

1 Look and match.


1



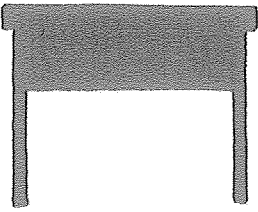
2



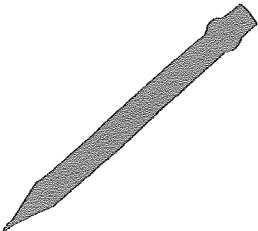
3



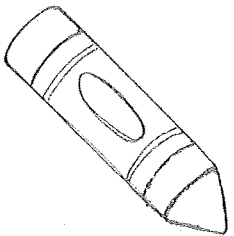
4




5



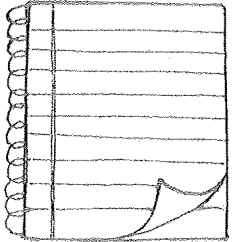
a



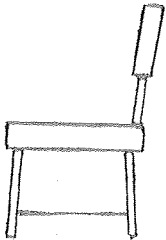
b




c



d



e






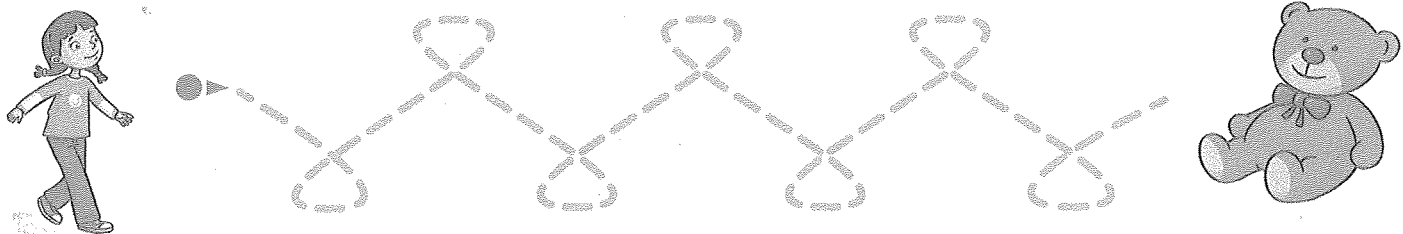
*(A dashed line connects the dark book in 1 to the open notebook in c.)*

2 Color the pictures and say.

*It's a chair. It's red.*

## Lesson One Words

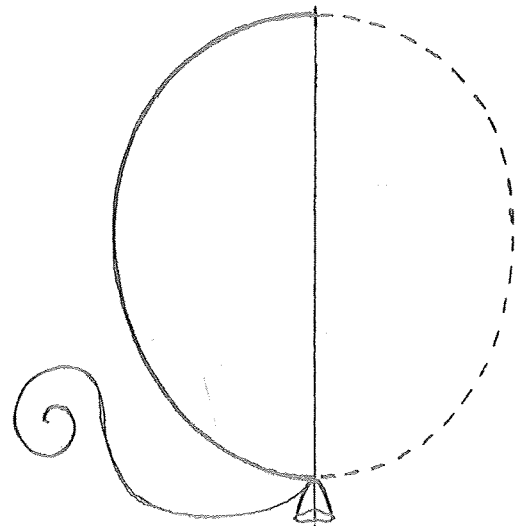
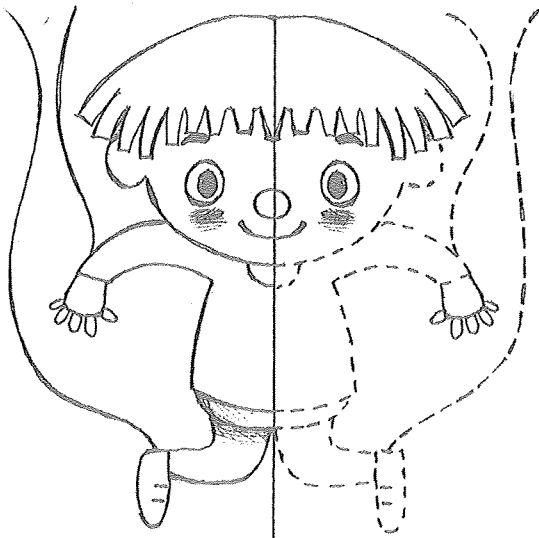


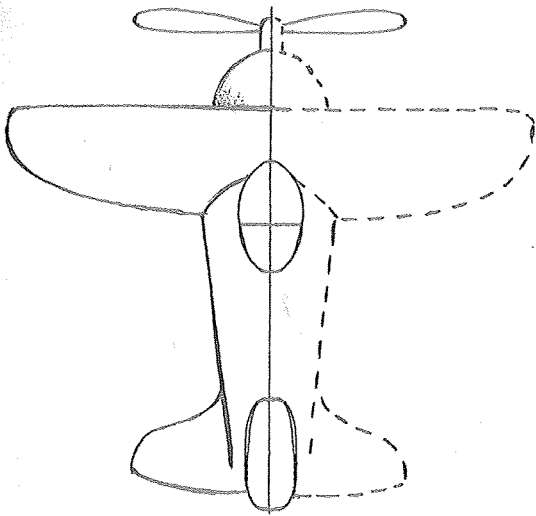
## 1 Look and trace.



## 2 Point and say.

It's a puppet.

1 Complete the pictures.



2 Point and say.


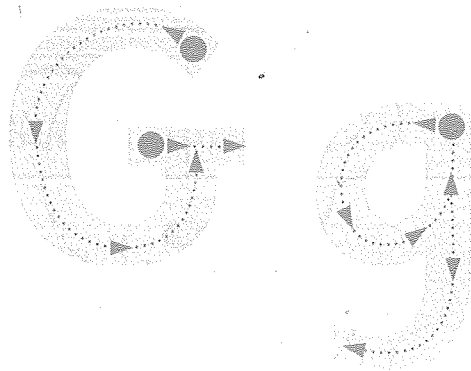
Is it a plane?

Yes, it is.

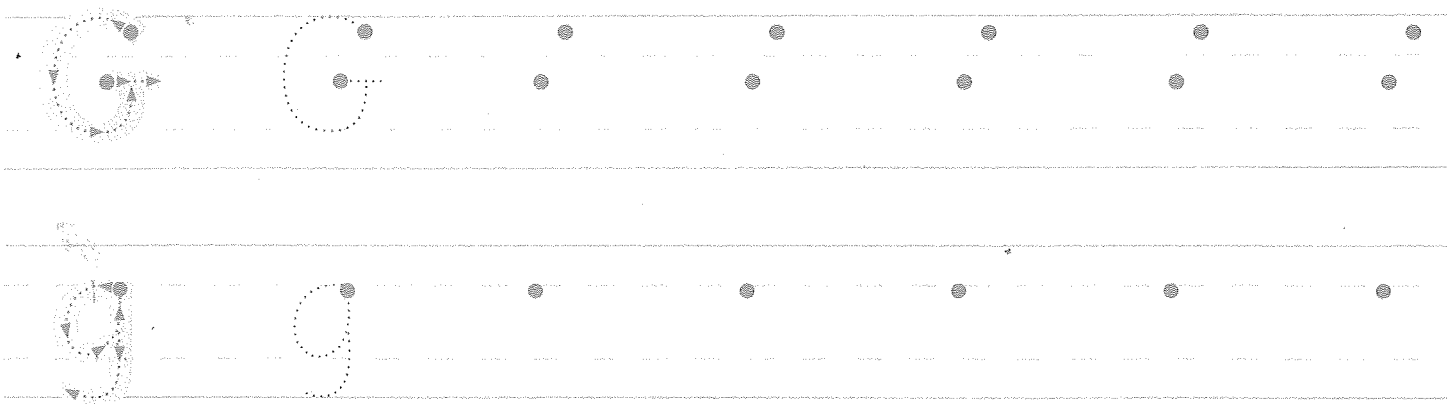
Is it a balloon? Yes, it is. No, it isn't.

Unit 3


1 Trace.




2 Trace and write the letter Gg.



3 Trace the letter on the words.



girl



guitar

4 Find and color the letter Gg.

Aa Bb Cc Dd Ee  
Ff Gg Hh Ii




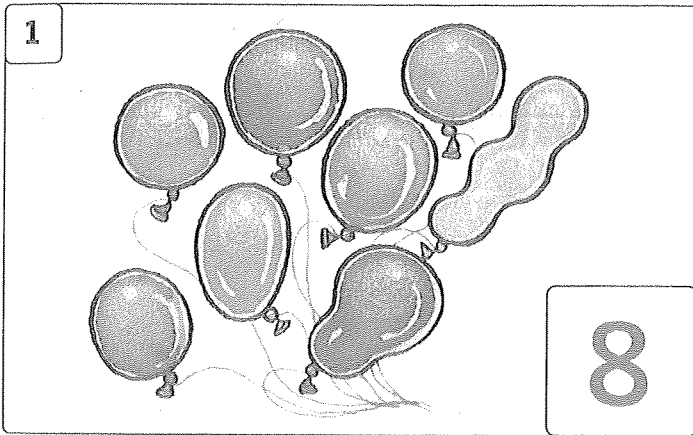


## 1 Trace and write the number.



## 2 Count and write the number.

2   4   7   ~~8~~




## 3 Color the numbers 7 and 8.

1   2   3   4   5   6   7   8   9   10


1 Trace and write the letters *Hh* and *Ii*.




2 Trace the letters on the words.




hat



horse



insect






ill

3 Find and color the letters *Hh* and *Ii*.

Aa Bb Cc Dd Ee

Ff Gg Hh Ii

1 Listen, look, and connect. 04









2 Point and say.

Is it a teddy bear?

No, it isn't.

## 1 Look and draw what is missing. Color.




## 2 Point and say.

It's a balloon.


## 3 Trace the correct sound.

1




d c

2




f h

3




a e

4




h i

5




a d

6




g b

7




a b

8



f d

9



h c

## 4 Point and say.

f, fish



## Lesson One Words

## 1 Connect and trace.

1



sister

2



mom

3



brother

4



dad

## 2 Read the words.

1 Look and say. Then copy the word.

1


grandma



grandma


2

mom



3

grandpa




grandpa

4

dad


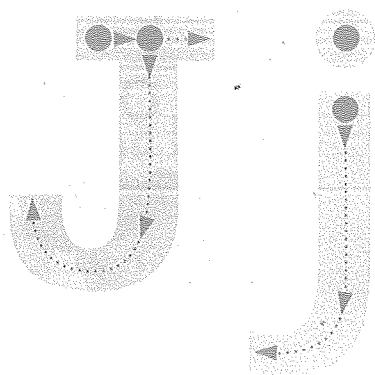


2 Point and say.





This is my grandma.

1 Trace.




2 Trace and write the letter Jj.



3 Trace the letter on the words.

Juice in a jug.





4 Find and color the letter Jj.




Jj Kk Ll Mm Nn

Oo Pp Qq Rr

## 1 Trace and write the number.




## 2 Count and write the number.



## 3 Color the numbers 9 and 10.




1 Trace and write the letters *Kk* and *Ll*.



2 Trace the letters on the words.

Katy is a kangaroo.  
She has a key.



Look at the lion.  
The lion has a  
lollipop.




3 Find and color the letters *Kk* and *Ll*.

Jj Kk Ll Mm Nn  
Oo Pp Qq Rr




1 Look. Listen, trace, and write. 05

mom dad brother sister grandma grandpa




This is my

sister




This is my

brother




This is my


grandpa



This is my



This is my




This is my

2 Read the sentences.

## Lesson One Words

## 1 Trace the correct word.

1



happy sad

2




hungry hot

3



sad cold

4



hungry happy

5



thirsty cold

## 2 Read the words.

1 Look and say. Then copy the word.

1 happy



2 thirsty



3 cold



2 Point and say.

He's happy.

She's ...

3 Match the opposites.

1 happy

thirsty


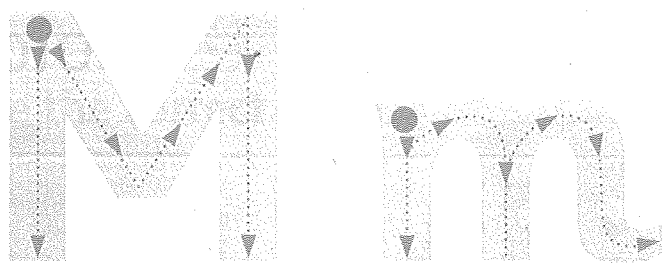
2 hungry

cold

3 hot

sad

1 Trace.



2 Trace and write the letter Mm.



3 Trace the letter on the words.





A man eats  
a mango.

4 Find and color the letter Mm.

Jj Kk Ll Mm Nn  
Oo Pp Qq Rr

# 1 Trace and write the number.



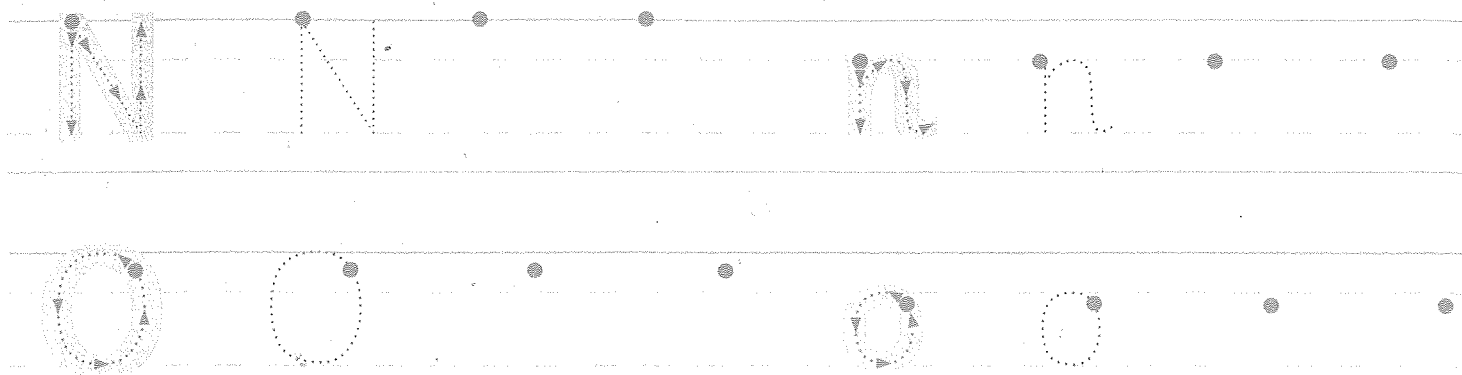
## 2 Listen and draw. 06




## 3 Color the numbers 11 and 12.



1 Write the letters *Nn* and *Oo*.




2 Trace the letters on the words.



I'm **N**ellie.

This is my **n**eck.

This is my **n**ose.



I'm **O**llie.

This is my **o**range.

This is my **o**ctopus.

3 Find and color the letters *Nn* and *Oo*.

Jj Kk Ll Mm Nn  
Oo Pp Qq Rr

1 Look, trace, and write.

He's She's

1



She's

cold.


2



He's


hot.

3




hungry.

4




thirsty.

5



sad.

6



happy.


2 Read the sentences.



## Lesson One Words


## 1 Trace the correct word.

1




tiger bird

2



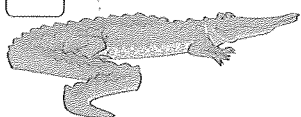
hippo bear

3




bear tiger

4



crocodile bird

5



bear hippo




## 2 Read the words.

1 Look and say. Then copy the word.

1 bears


2 hippos

3 birds



2 Circle the correct word.


1 They're crocodiles tigers birds .




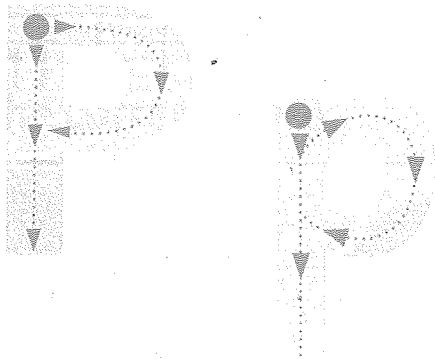
2 They're bears tigers hippos .




3 They're tigers crocodiles birds .




1 Trace.



2 Trace and write the letter Pp.



3 Trace the letter on the words.




Polly is a panda  
with a pen.


4 Find and color the letter Pp.

Jj Kk Ll Mm Nn  
Oo Pp Qq Rr

## 1 Trace and write the number.



## 2 Count and add.



$$\boxed{\begin{array}{|c|c|} \hline 1 & 1 \\ \hline \end{array}} + 3 = \boxed{\begin{array}{|c|c|} \hline 1 & 4 \\ \hline \end{array}}$$



$$\boxed{\phantom{00}} + 6 = \boxed{\phantom{00}}$$


## 3 Color the numbers 13 and 14.

11      12      13      14      15


16      17      18      19      20

## Lesson Five Sounds and letters

1 Trace and write the letters *Qq* and *Rr*.



2 Trace the letters on the words.



The *q*ueen has a *q*uilt.

Look at the *r*ainbow.

Look at the *r*iver.


3 Find and color the letters *Qq* and *Rr*.

Jj Kk Ll Mm Nn  
Oo Pp Qq Rr

## 1 Look. Listen, trace, and write. 07

birds bears hippos crocodiles tigers


1



They're

bears

2




They're

3




They're

4



They're

5



They're

## 2 Point and say.

What are they?


They're bears.

## Review 2

### 1 Look and write. Then read the sentence.

tigers sad sister thirsty

1



This is my

sister

2




She's

3



He's

4



They're

### 2 Say the sentences again using the words below.

mom grandpa happy hot bears birds

This is my mom.

She's happy.



## 3 Circle the word that begins with the same letter.

1 lion nose lollipop pen

2 river rainbow jug kangaroo

3 nose orange mango neck

4 panda pen quilt juice

5 man key nose mango

6 kangaroo river key lion

## 4 Complete the word with the first letter.


o k l r p j




j u g




l i o n



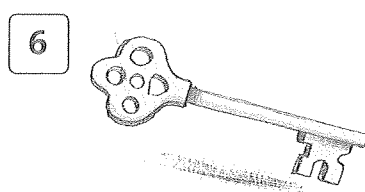
o c t o p u s



p e n



r i v e r



k e y

## Lesson One Words

## 1 Find the words.


student teacher server builder vet

server student teacher vet builder

## 2 Look and write the correct word.


server builder student teacher vet

1



s e r v e r


2



3




4



5




1 Circle the correct answer.




Are they servers?

Yes, they are. No, they aren't.




Are they vets?

Yes, they are. No, they aren't.




Are they teachers?

Yes, they are. No, they aren't.



Are they students?

Yes, they are. No, they aren't.



Are they builders?


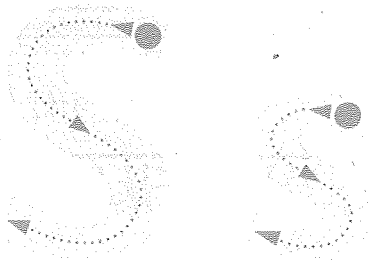
Yes, they are. No, they aren't.

2 Point and say.


Are they servers?

Yes, they are.

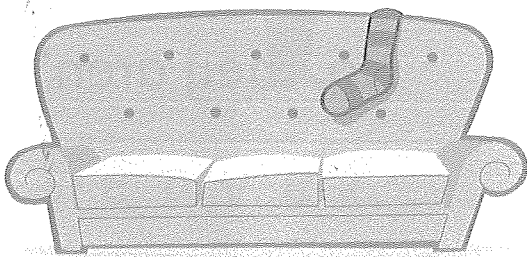
## 1 Trace.



## 2 Trace and write the letter Ss.



## 3 Write the correct letter.



There's a sock  
on the sofa.

## 4 Find and color the letter Ss.

Ss Tt Uu Vv

Ww Xx Yy Zz

## 1 Trace and write the number.



## 2 Look and write the number.

9 ~~10~~ 11 12 13 14 15 16

ten 10

fourteen \_\_\_\_\_

thirteen \_\_\_\_\_

twelve \_\_\_\_\_

nine \_\_\_\_\_

fifteen \_\_\_\_\_

sixteen \_\_\_\_\_

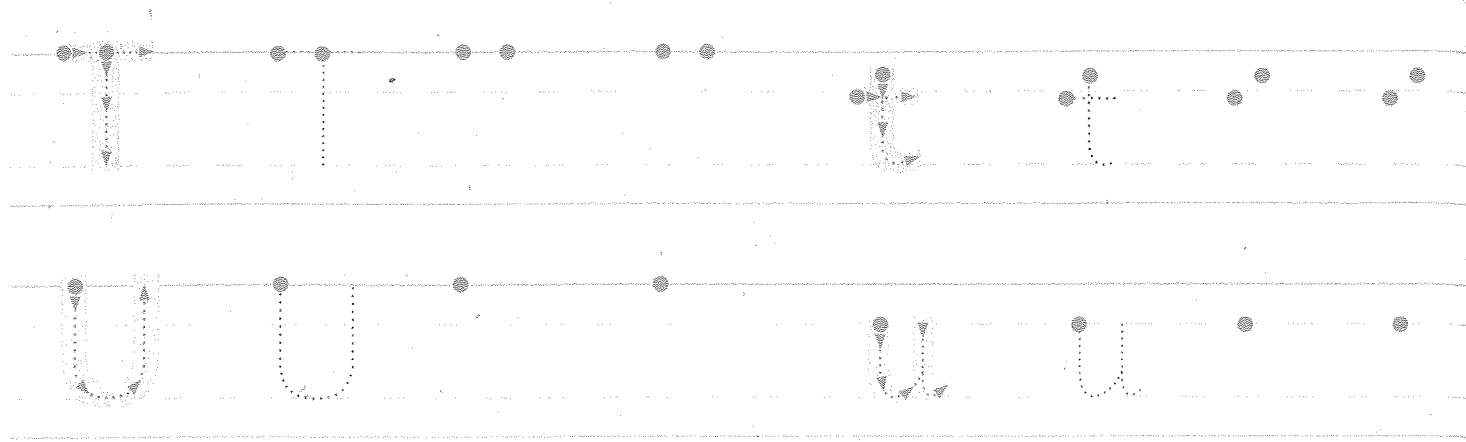
eleven \_\_\_\_\_

## 3 Color the numbers 15 and 16.


11 12 13 14 15

16 17 18 19 20

1 Trace and write the letters *Tt* and *Uu*.



2 Listen. Trace and write the correct letters. 08



Look at the turtle.  
It has a uowel.

Look at the umbrella.  
It goes up, up, up.



3 Find and color the letters *Tt* and *Uu*.


Ss Tt Uu Vv

Ww Xx Yy Zz

1 Look and write.

Yes, they are.

No, they aren't.




Are they builders?


Yes, they are.



Are they builders?



Are they students?




Are they teachers?

2 Read the sentences.



## Lesson One Words

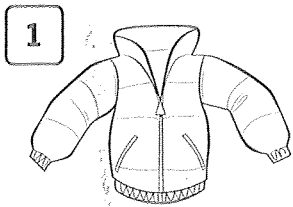
## 1 Look and write the number.



- 1 belt
- 2 jacket
- 3 shirt
- 4 hat
- 5 sweater

## 2 Look and write.

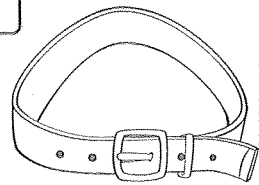
hat shirt belt sweater jacket



1

j	a	c	k	e	t
---	---	---	---	---	---

2



3




2

--	--	--

3

h

5



4

--	--	--	--	--	--

5


s

4



1 Circle and complete the sentence.

1




hat

shirt

I have a shirt.

2




belt

hat

I have a hat.

3




sock

jacket

I have a jacket.

4



belt

sweater

I have a belt.

5



shirt

sweater

I have a sweater.

6



sock

jacket


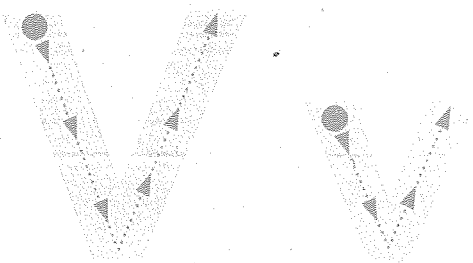
I have a sock.

2 Point and say.

I have a shirt.

## Lesson Three Sounds and letters

### 1 Trace.



### 2 Trace and write the letter Vv.



### 3 Listen. Write the correct letter. 09

I'm \_\_\_ ictor.

I have a \_\_\_ iolin.



I'm \_\_\_ icky.

I have a \_\_\_ ase.

### 4 Find and color the letter Vv.

Ss Tt Uu Vv

Ww Xx Yy Zz

## 1 Trace and write the number.




seventeen




eighteen

## 2 Read, match, and write the number.

1 seventeen



2 eighteen




## 3 Color the numbers 17 and 18.

11 12 13 14 15


16 17 18 19 20

## Lesson Five Sounds and letters

1 Trace and write the letters Ww and Xx.




2 Write the correct letter.



She's a \_\_\_\_oman.

It's a \_\_\_\_all.



What's this?

It's a fo\_\_\_\_.

It's a bo\_\_\_\_.

3 Find and color the letters Ww and Xx.

Ss Tt Uu Vv

Ww Xx Yy Zz

1 Circle the words. Write the sentence.

1



I h a v e a s w e a t e r .

I have a sweater.

2



I h a v e a b e l t .

3



I h a v e a j a c k e t .

4



I h a v e a h a t .

5



I h a v e a s h i r t .

2 Read the sentences.

## Lesson One Words

1 What's next? Look, match, and write.

raisins

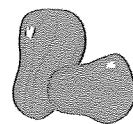

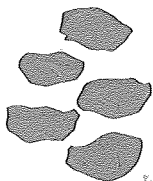
plums

chips


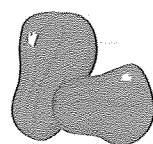

cake

milkshakes

1



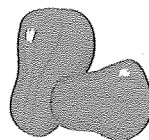
2



3




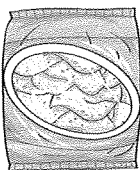


4



raisins

5





1 Read and draw. 😊 ☹️

1 I like plums. 😊

2 I like cake. 😊







3 I don't like raisins. 😊

4 I like milkshakes. 😊


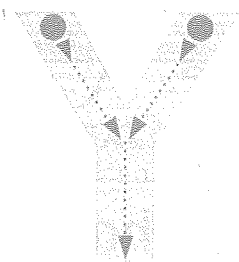
5 I don't like mangoes. 😊

6 I don't like apples. 😊



2 Match the sentences above to the pictures.




1 Trace.



2 Trace and write the letter Yy.



3 Write the correct letter.



I like \_\_\_\_ogurt.


I like my \_\_\_\_o-\_\_\_\_o.

4 Find and color the letter Yy.

Ss Tt Uu Vv

Ww Xx Yy Zz

## 1 Trace and write the number.



## 2 Write the words.

19 \_\_\_\_\_ 20 \_\_\_\_\_

## 3 Write the missing numbers.

1 \_\_\_\_\_ 3 4 \_\_\_\_\_ 7 \_\_\_\_\_ 9 \_\_\_\_\_

11 \_\_\_\_\_ 14 \_\_\_\_\_ 16 \_\_\_\_\_ 19 \_\_\_\_\_


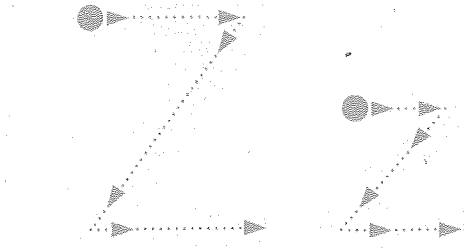
## 4 Color the numbers 19 and 20.

11 12 13 14 15


16 17 18 19 20

## Lesson Five Sounds and letters


### 1 Trace.



### 2 Trace and write the letter Zz.



### 3 Write the correct letter.



\_\_ebra at  
the \_\_oo.

### 4 Find and color the letter Zz.

Ss Tt Uu Vv

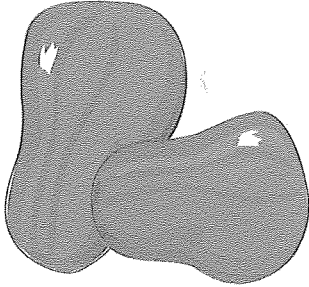
Ww Xx Yy Zz

1 Listen and write. 10

I like  
I don't like


raisins cake chips plums  
apples milkshakes

1




I like plums.

2




3




4



5




6



## Review 3

### 1 Circle the words. Write the sentence.

1



I d o n ' t l i k e p l u m s .

I don't like plums.

2



I h a v e a h a t .

3



A r e t h e y v e t s ?

Yes, they are.

4



A r e t h e y s t u d e n t s ?

No, they aren't.

### 2 Read the sentences.

3 Circle the words with the same beginning sound.

1 towel sofa wall sock







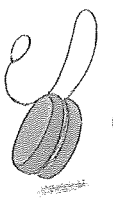





2 up violin yo-yo umbrella

3 vase zebra zoo turtle

4 yogurt sofa woman wall

5 violin vase turtle sofa

4 Look and match.

1 		W	Z
2 		X	t
3 		Z	y
4 		T	w
5 		U	x
6 		Y	u

Connections: 1 to W, 2 to X, 3 to Z, 4 to T, 5 to U, 6 to Y. A curved line connects W to w.

Trace and copy.

Handwriting practice sheet for uppercase and lowercase letters A through H. Each letter is shown in a dotted format for tracing, with arrows indicating the stroke direction. The letters are arranged in rows on a four-line grid.

Row 1: Uppercase A, Uppercase A, Uppercase A, Lowercase a, Lowercase a, Lowercase a.

Row 2: Uppercase B, Uppercase B, Uppercase B, Lowercase b, Lowercase b, Lowercase b.

Row 3: Uppercase C, Uppercase C, Uppercase C, Lowercase c, Lowercase c, Lowercase c.

Row 4: Uppercase D, Uppercase D, Uppercase D, Lowercase d, Lowercase d, Lowercase d.

Row 5: Uppercase E, Uppercase E, Uppercase E, Lowercase e, Lowercase e, Lowercase e.

Row 6: Uppercase F, Uppercase F, Uppercase F, Lowercase f, Lowercase f, Lowercase f.

Row 7: Uppercase G, Uppercase G, Uppercase G, Lowercase g, Lowercase g, Lowercase g.

Row 8: Uppercase H, Uppercase H, Uppercase H, Lowercase h, Lowercase h, Lowercase h.



I i I i I i

J j J j J j

K k K k K k

L l L l L l

M m M m M m

N n N n N n

O o O o O o

P p P p P p

Q q Q q Q q

R R r r

S S s s

T T t t

U U u u

V V v v

W W w w

X X x x

Y Y y y

Z Z z z

American English








# Family and Friends

## Special Edition



To be the **best** you need the **best** ...



**General distributor (a subsidiary of Vietnam Education Publishing House):**

**Phuong Nam Education Development and Investment Company**

**231 Nguyen Van Cu Street, District 5, Ho Chi Minh City**

**[www.sachhocktro.com.vn](http://www.sachhocktro.com.vn)**

**Tel: (08) 38 351 363**

**Tel: (08) 38 357 197**

• **Bookstore: 231 Nguyen Van Cu Street, District 5**

**Tel: (08) 38 352 859**

• **Bookstore: 261C Le Quang Dinh Street, Binh Thanh District**

**Tel: (08) 35 515 257**

**OXFORD**  
UNIVERSITY PRESS

SHAPING learning TOGETHER

ISBN 978-0-19-480169-0



9 780194 801690

[www.oup.com/elt](http://www.oup.com/elt)